

# Engaging students in the Response Process



## The response process is about readers:

- playing a role in making meaning
- expressing their individual responses, understandings, and wonderings
- reflecting on what they bring to the text as readers

## Choose a rich text that:

- is interesting and meaningful to your students
- compels readers to talk
- has multiple interpretations



## Connecting to the QEP

- Use language for exploring, expressing and developing thoughts, feelings and imagination.
- Develop and use meaning-making strategies.
- Identify some structures and features of a text.
- Share ideas and points of view.
- Acknowledge and support different interpretations of the same text.
- Ask and answer questions.

*Adapted from the Quebec Education Program*

Tip

Ask open-ended questions to activate background knowledge.

Tip

Reinforce strategies versus the "right answers."

Tip

Model the skills that we hope students will use.

Tip

Discuss the big ideas: scaffold difficult concepts


## Questions for any text or image

What do you wonder?

What does it mean?

Why do you think that?

What do you notice?



## Strategies to model

making connections

asking questions

synthesizing

inferring

building on other people's idea

determining importance

predicting


visualizing

supporting ideas with evidence

Next




Steps



Write about ideas inspired by the text.

Role play to help you understand characters's actions and motivations.



In small groups, respond to another text, reinvesting what you have learned.